

KE-430B

Electronic Lockstitch Bar Tacker

KE-431B


Electronic Lockstitch Belt Loop Bar Tacker

KE-432B

Electronic Lockstitch Eyelet Buttonhole End Bar Tacker

KE-433B

Electronic Lockstitch Decorative Pattern Tacker



Specifications

	KE-430B Electronic lockstitch bar tacker	KE-431B Electronic lockstitch belt loop bar tacker	KE-432B Electronic lockstitch eyelet buttonhole end bar tacker	KE-433B Electronic lockstitch decorative pattern tacker
Stitch formation	Single needle lock stitch			
Max. sewing speed	2,700 rpm			2,500 rpm
Maximum pattern size	30 x 10 mm max.		12 x 3 mm max.	30 x 30 mm max.
Feed mechanism	R-θ Intermittent feed mechanism (pulse-motor driven mechanism)			
Stitch length	0.1 – 10.0 mm			
No. of stitches	Variable (14, 15, 19, 21, 22, 28, 29, 30, 35, 42, 43, 45, 56, 58, 64 stitches pre-set)	Variable (21, 28, 35, 42, 45 stitches pre-set)	Variable (21, 28, 35 stitches pre-set)	Variable
Max. stitch number	20,000 stitches (including 10,000 stitches which can be added.)			
Work clamp lifter	Solenoid type			
Work clamp height	17 mm max.			
Hook	Shuttle hook (shuttle hook 2, optional)			
Wiper device	Standard equipment			
Thread trimmer device	Standard equipment			
Thread take-up device	Standard equipment			
Data storage method	P-ROM (Any sewing pattern can be added using BAS-PC/300.)			
No. of user programs	16			
No. of cycle programs	4			
No. of stored data	35 sewing patterns are set already	6 sewing patterns are set already	3 sewing patterns are set already	
	(Up to 100 patterns can be added. Total number of stitches of stored data which can be added is within 10,000.)			
Motor	Three-phase 400W induction motor			
Weights	Machine head: 52 kg	Operation panel: 0.6kg	Control box: 9 – 19 kg	(depending on destination)
Power source	Single-phase 110 V, 220 – 230 V, 3-phase 220 V, 240 V, 380 V, 400 V Maximum electric power consumption; 600VA			

KE-430 B-0 □

1	Ordinary materials
5	
2	Denim
7	Knitted materials

KE-431 B-0 □

2	Bar tacking length: 6 – 14 mm
3	Bar tacking length: 14 – 25 mm

KE-432 B

KE-433 B-1 – □

The presser foot, feed plate and P-ROM can be ordered and manufactured to the customers' detailed specifications.

KE-433 B-X □

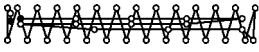
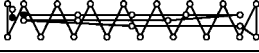

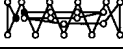
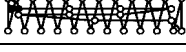
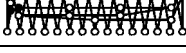

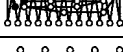



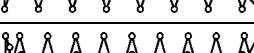

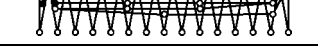

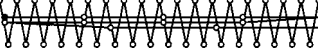




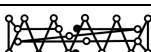

1	Ordinary materials
2	Denim
7	Knitted materials

If you wish to create sewing patterns or modify the presser foot and feed plate yourself, please order the LK3-B433B

Program list

Sewing patterns are limited as shown in the table below. (Any program is available as long as the sewing pattern is within the work clamp and feed plate in size.) The sewing size is the length when the enlargement/reduction ratio is 100%.

[KE-430B]






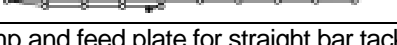
Spec.	Use	Program No.	Sewing pattern	No. of stitches	Standard bar tacking length	Standard bar tacking width
-1		1		42	16 mm	2 mm
		4		30	16 mm	2 mm
-5	For ordinary materials	5		29	10 mm	2 mm
		8		21	7 mm	2 mm
		13		35	10 mm	2 mm
		15		42	10 mm	2 mm
		20		28	7 mm	2 mm
		21		35	7 mm	2 mm
		-2	For denim	2		42
3				35	20 mm	3 mm
6				30	16 mm	3 mm
14				35	16 mm	3 mm
16				43	16 mm	3 mm
17				42	24 mm	3 mm
18				56	24 mm	3 mm
19				64	24 mm	3 mm
-7	For knitted materials	7		28	8 mm	2 mm
		9		21	7 mm	2 mm
		22		14	7 mm	2 mm
		31		28	8 mm	2 mm
		32		22	8 mm	2 mm
		33		15	8 mm	2 mm

*The difference between -1 and -5 specifications for ordinary material is that the standard work clamp and feed plate are different.

*To prevent thread breakage due to heat, set the sewing speed to 2,500 rpm or less for sewing ordinary materials and knitted materials.






*The sewing start and sewing end of the sewing patterns for program numbers 31 to 33 are in the middle of the pattern.

<Straight bar tacking>

Program No.	Sewing pattern	No. of stitches	Standard bar tacking length	Standard bar tacking width
10		21	10 mm	0.3 mm
11		28	10 mm	0.3 mm
12		28	20 mm	0.3 mm
23		35	25 mm	0.3 mm
24		42	25 mm	0.3 mm
25		45	25 mm	0.3 mm



*Use the work clamp and feed plate for straight bar tacking when using the above programs.

<Vertical bar tacking & vertical straight bar tacking>

	Program No.	Sewing pattern	No. of stitches	Standard bar tacking length	Standard bar tacking width
Vertical bar tacking	26		28	3 mm	10 mm
	27		35	3 mm	10 mm
Vertical straight bar tacking	28		19	0.3 mm	10 mm
	29		21	0.3 mm	10 mm
	30		28	0.3 mm	10 mm

*Use the work clamp and feed plate for vertical bar tacking when using the above programs.


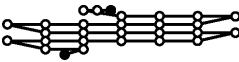
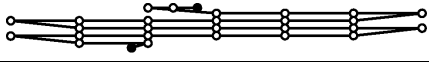
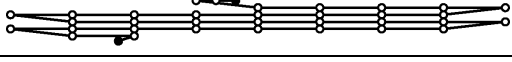
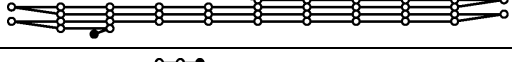
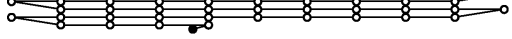
<Crescent bar tacking>

Program No.	Sewing pattern	No. of stitches	Standard bar tacking length	Standard bar tacking width
34		35	12 mm	7 mm
35		58	12 mm	7 mm




*Use the work clamp and feed plate for crescent bar tacking when using the above programs.

If you want to sew a pattern other than standard patterns, you can create your original pattern using the BAS-PC/300 or consult with your local Brother sales office for details.

[KE-431B]

No. Program No.	Sewing pattern	No. of stitches	Standard bar tacking length	Standard bar tacking width
1		21	10 mm	0.3 mm
2		28	10 mm	0.3 mm
3		28	20 mm	0.3 mm
4		35	25 mm	0.3 mm
5		42	25 mm	0.3 mm
6		45	25 mm	0.3 mm

[KE-432B]

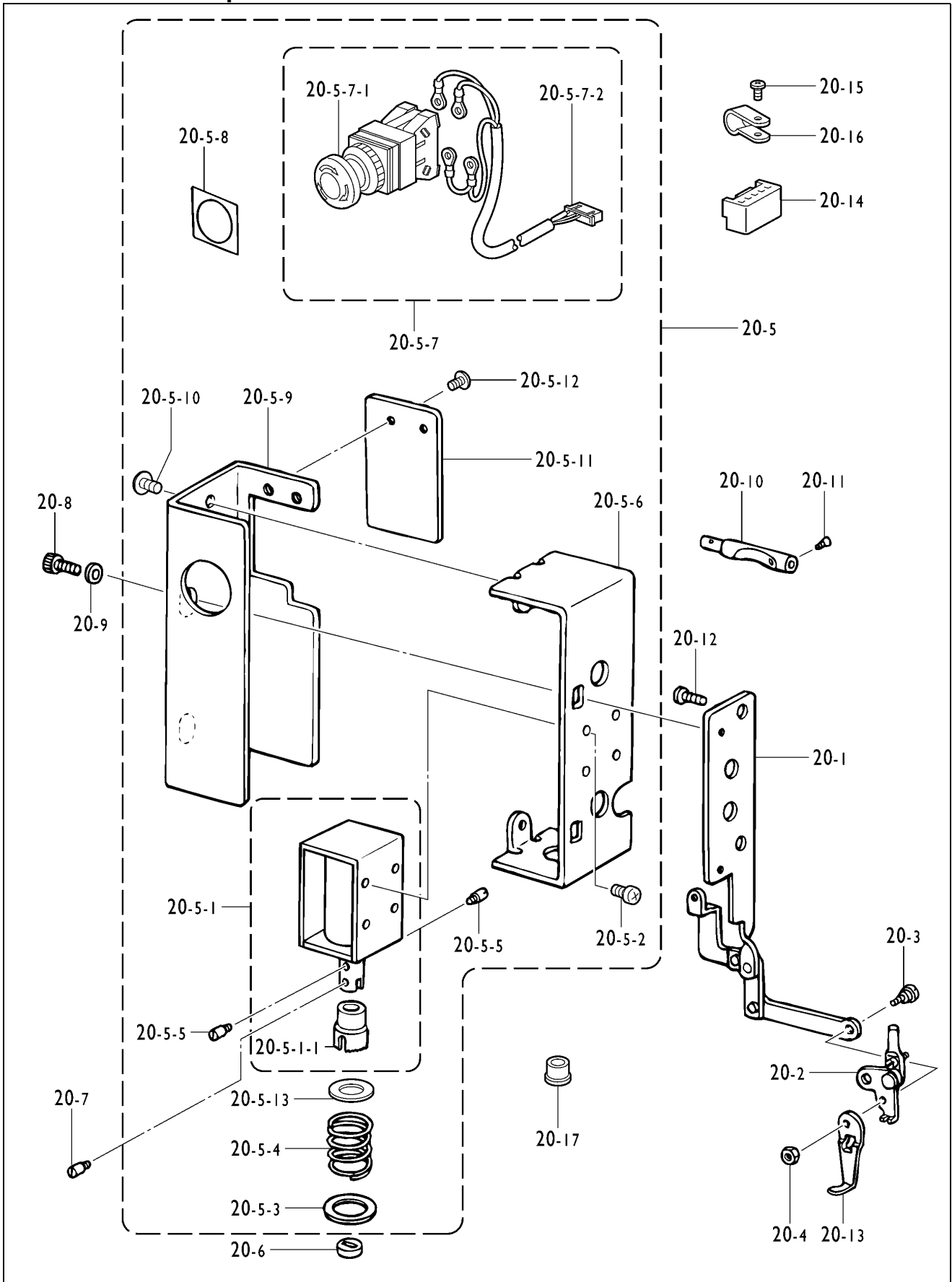
No. Program No.	Sewing pattern	No. of stitches	Standard bar tacking length	Standard bar tacking width
1		21	6 mm	2 mm
2		28	6 mm	2 mm
3		35	6 mm	2 mm

[KE-433B-X]

[KE-433BX-1]













This model has no standard patterns. You can use the BAS-PC-/300 pattern software (sold separately) to create the pattern, or consult your nearest BROTHER dealer.

**Optional device
Solenoid thread wiper**



Ref. No.	Part name	Part code	Q'ty
20	Thread wiper solenoid assy	S49615-009	1
20-1	Connect rod assy, ; T-wiper	S41656-001	1
20-2	Thread wiper arm assy	S44600-001	1
20-3	Shoulder screw, SM3.57	153112-001	1
20-4	Nut, 2 SM3.57	021670-202	1
20-5	Solenoid box assy	S49616-009	1
20-5-1	Thread wiper solenoid assy	S49619-001	1
20-5-1-1	Plunger rubber	S41204-050	1
20-5-2	Screw, pan M3 x 6	062300-612	4
20-5-3	Washer, plain	S41205-001	1
20-5-4	Spring, t-wiper	S41206-001	1
20-5-5	Plunger pin	S25456-001	2
20-5-6	Setting plate, W-sol.	S42017-109	1
20-5-7	EM-lock switch harness assy	S49482-000	1
20-5-7-1	Switch, AVS311N	S32335-000	1
20-5-7-2	EM-switch harness	S49466-000	1
20-5-8	Spacer, 3 ;EM-switch	S37057-001	1
20-5-9	Solenoid cover, W	S42018-109	1
20-5-10	Screw, truss M4 x 6	008400-604	2
20-5-11	Solenoid cover lid, E	S37806-109	1
20-5-12	Screw, truss M4 x 6	008400-604	2
20-5-13	Washer, plain 13	115007-001	1
20-6	Spacer rubber	S41207-000	1
20-7	Plunger pin	S25456-001	1
20-8	Bolt, socket M4 x 6	018400-632	2
20-9	Washer	100645-003	2
20-10	Tension release rod, DW	S41657-001	1
20-11	Screw, flat M3.5 x 6	061350-616	1
20-12	Screw, pan SM4.37-40 x 8	062680-812	2
20-13	Thread wiper, A	156206-001	1
20-14	Connector, ;VHR-5N	S49947-000	1
20-15	Screw, bind SM3.57-40 x 6	060670-612	3
20-16	Cord holder, 7N	149287-000	3
20-17	Rubber cap, 15.5	104449-009	1

Different parts list

KE-430B				
Specification	-2	-1	-5	-7
Use				
Part name	For denim	For ordinary materials		For knitted materials
Needle hole plate 	(φ2.6) S10212-101 E ○	(φ2.2) S49980-001 FM		(φ1.6) S10211-001 A ○
Bobbin case assy 	152690-401 B ◎	159610-301 A ◎		159610-301 A ◎
	S15902-401 LA ○	S15902-401 LA ○		159610-301 A ○
Tension spring 	154340-101 B ◎	154339-101 A ◎		154339-101 A ◎
	S16074-101 LA ○	S16074-101 LA ○		154339-101 A ○
Screw 		154341-001 ◎		154341-001 A ◎
		S16492-101 LA ○		154341-001 A ○
Spring, anti-spin 	154342-001 B ○	159612-001 A ◎		159612-001 A ◎
	S15667-001 LA ◎	S15667-001 LA ○		159612-001 A ○
Bobbin 		159613-051 ◎		159613-051 ◎
		S15665-001 LA ○		159613-051 ○
Shuttle hook box assy 	152687-902 B ◎	152685-903 A ◎		152685-903 A ◎
	S15663-991 LB ○	S15662-992 LA ○		152685-903 A ○
Shuttle race body 	152686-101 B ◎	152682-101 A ◎		152682-101 A ◎
Tension spring 	107606-001 ◎	104525-001 ◎		104525-001 ◎
Thread take-up spring 	144588-001 B ◎	145519-001 ◎		145519-001 ◎
Needle bar thread guide  	152890-001 A ◎	S41222-101 B ◎		152890-001 A ◎

*◎: Common with the LK3-B430E.

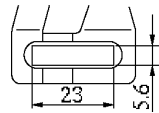
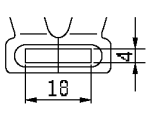
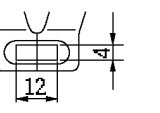
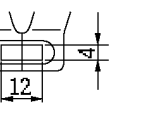
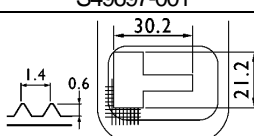
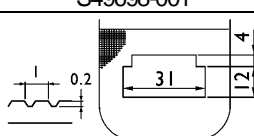
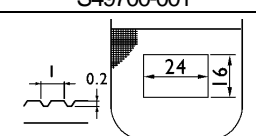
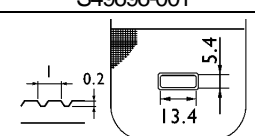
○: Common with the BAS-311E.

KE-430B				
Specification	-2	-1	-5	-7
Use				
Part name	For denim	For ordinary materials		For knitted materials
Needle assy	S37928-419	107415-414		107415-409
Needle	DP × 17 NY #19 S37928-019	DP × 5 #14 107415-014		DP × 5 #9 107415-009
Work clamp arm assy	S49591-101	S49594-101	S49596-101	S51095-101
Work clamp, U	5.6 × 23 (3mm) R. 153608-101 L. 154527-001	4 × 18 (2mm) R. 152777-001 L. 152778-001	4 × 12 (2mm) R. 152779-001 L. 152780-001	4 × 12 (2mm) R. S49695-001 L. S49694-001
Feed plate	S49697-001	12 × 31 (Submerged type, L) S49698-001	16 × 24 (Submerged type, S) S49700-001	5.4 × 13.4 (2mm) S49696-001













Standard parts

Standard sizes for work clamps and feed plates are as follows.

(The actual sewing area has 1.5 mm margin on every size; inside the lines which the dimensions indicate.)

Model	KE-430B			
Spec.	-2	-1	-5	-7
R	153608-101	152777-001	152779-001	S49695-001
L	154527-001	152778-001	152780-001	S49694-001
Work clamp, U				
Feed plate	S49697-001 	S49698-001 	S49700-001 	S49696-001 

Different parts list

Specification	KE-431B		KE-432B
	-2	-3	-
Use	Bar tacking length: 6 – 14 mm	Bar tacking length: 14 – 25 mm	-
Part name			
Needle hole plate 	(φ2.2) S49980-001 FM		(φ2.2) S49980-001 FM
Bobbin case assy 	159610-301 A	◎	159610-301 A ◎
	S15902-401 LA	○	S15902-401 LA ○
Tension spring 	154339-101 A	◎	154339-101 A ◎
	S16074-101 LA	○	S16074-101 LA ○
Screw 	154341-001	◎	154341-001 ◎
	S16492-101 LA	○	S16492-101 LA ○
Spring, anti-spin 	159612-001 A	◎	159612-001 A ◎
	S15667-001 LA	○	S15667-001 LA ○
Bobbin 	159613-051	◎	159613-051 ◎
	S15665-001 LA	○	S15665-001 LA ○
Shuttle hook box assy 	152685-903 A	◎	152685-903 A ◎
	S15662-992 LA	○	S15662-992 LA ○
Shuttle race body 	152682-101 A	◎	152682-101 A ◎
Tension spring 	104525-001	◎	104525-001 ◎
Thread take-up spring 	1445519-001	◎	145519-001 ◎
Needle bar thread guide   A B	S41222-101 B	◎	S41222-101 B ◎

*◎: Common with the LK3-B430E.

○: Common with the BAS-311E.

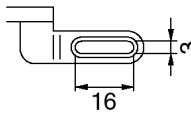
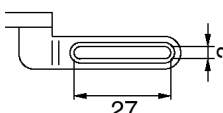
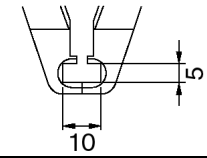
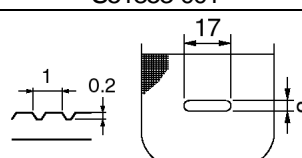
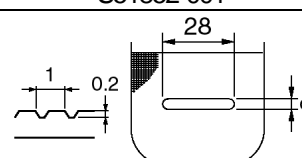
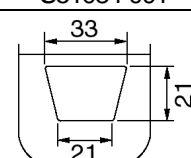
	KE-431B		KE-432B
Specification	-2	-3	-
Use	Bar tacking length: 6 – 14 mm	Bar tacking length: 14 – 25 mm	-
Part name			
Needle assy	107415-414		107415-414
Needle	DP × 5 #14 107415-014		DP × 5 #14 107415-014
Work clamp arm assy	431-S S51848-001	431-L S51851-001	-
Work clamp, U	431-S 154416-101	431-L 154417-101	-
Feed plate	431-S S51853-001	431-L S51852-001	432 S51084-001

*◎: Common with the LK3-B430E.













○: Common with the BAS-311E.

Standard sizes for work clamps and feed plates are as follows:

(The actual sewing area has 1.5 mm margin on every size; inside the lines which the dimensions indicate.)


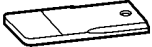
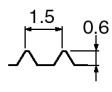
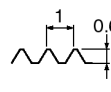
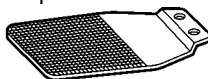

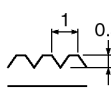
Model	KE-431B		KE-432 B
Specification	-2	-3	-
R			118249-001
L	154416-101	154417-101	118250-001
Work clamp			
Feed plate	S51853-001 	S51852-001 	S51084-001 

Different parts list

Specification	KE-433B		
	-2	-1	-7
Use	For denim	For ordinary materials	For knitted materials
Part name			
Needle hole plate 	(φ2.6) S10212-101 E	(φ2.2) S49980-001 FM	(φ1.6) S10211-001 A
Bobbin case assy 	152690-401 B ◎	159610-301 A ◎	159610-301 A ◎
	S15902-401 LA ○	S15902-401 LA ○	
Tension spring 	154340-101 B ◎	154339-101 A ◎	154339-101 A ◎
	S16074-101 LA ○	S16074-101 LA ○	
Screw 	154341-001 ◎	154341-001 ◎	154341-001 ◎
	S16492-101 LA ○	S16492-101 LA ○	
Spring, anti-spin 	154342-001 B ◎	159612-001 A ◎	159612-001 A ◎
	S15667-001 LA ○	S15667-001 LA ○	
Bobbin 	159613-051 ◎		159613-051 ◎
	S15665-001 LA ○		
Shuttle hook box assy 	152687-902 B ◎	152685-903 A ◎	152685-903 A ◎
	S15663-991 LB ○	S15662-992 LA ○	
Shuttle race body 	152686-101 B ◎	152682-101 A ◎	
Tension spring 	107606-001 ◎	104525-001 ◎	
Thread take-up spring 	144588-001 B ◎	145519-001 ◎	
Needle bar thread guide  	152890-001 A ◎	S41222-101 B ◎	

*◎: Common with the LK3-B430E.

○: Common with the BAS-311E.

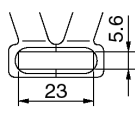
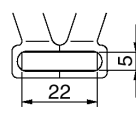
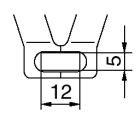
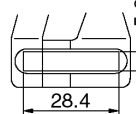
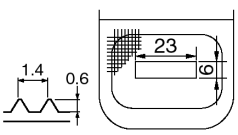
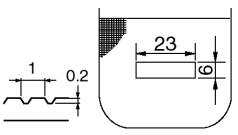
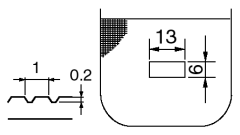
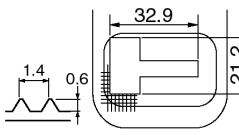
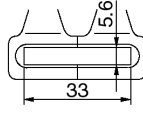
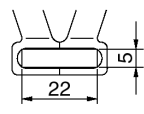
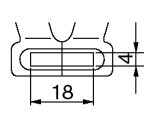
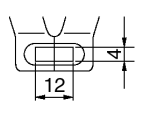
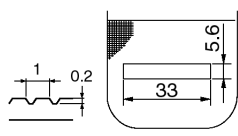
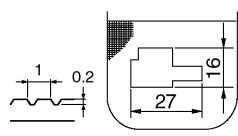
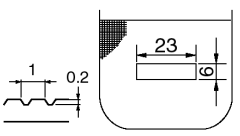
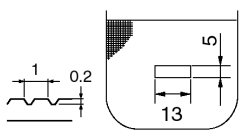
		KE-433B		
Specification		-2	-1	-7
Use		For denim	For ordinary materials	For knitted materials
Part name				
Needle assy		S37928-419 ◎	107415-414	107415-409 ◎
Needle		DP × 17 NY#19 S37928-019 ◎	DP × 5 #14 107415-014	DP × 5 #9 107415-009 ◎
Work clamp ; ; blank		433-2 S41353-001 	433-1 S41352-001 	
Feed plate blank		433-2 S41355-001 	433-1 S41354-001 	

*◎: Common with the LK3-B430E.

Gauge parts list (Optional parts)

*Each work clamp pair is used in combination with the feed plate directly below them.

Work clamps and feed plate (For KE-430B)

	1	2	3	4
R	152781-001 (For denim)	153201-001 (PL)	153203-001 (PS)	S00906-001 (1 inch)
L	152782-001 (For denim)	153202-001 (PL)	153204-001 (PS)	S00907-001 (1 inch)
Work clamp, U				
Feed plate	S49942-001 (For denim) 	S49943-001 (PL) 	S49944-001 (PS) 	S49946-001 (1 inch) 
	5	6	7	8
R	S33747-001 (30mm)	153201-001 (For denim)	152777-001 (PM)	152779-001 (For knitted materials)
L	S33748-001 (30mm)	153202-001 (For denim)	152778-001 (PM)	152780-001 (For knitted materials)
Work clamp				
Feed plate	S49948-001 (30mm) 	S49949-001 (For denim) 	S49943-001 (PL) 	S49699-001 (For knitted materials) 

	9
	S49945-001 (MS)
Feed plate	

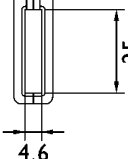
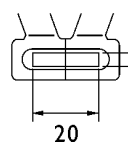
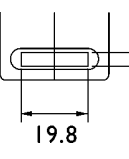
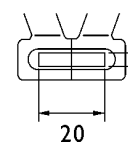
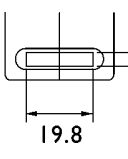
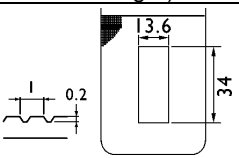
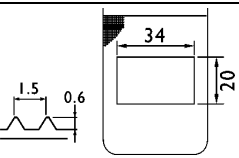
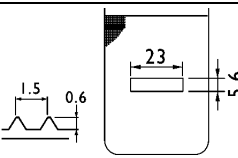
	10	11	12	13
R	S46771-001 (For straight bar tacking)	S46771-001 (For straight bar tacking / submerged)	S46774-001 (For vertical bar tacking)	S46774-001 (For vertical straight bar tacking / submerged)
L	S46770-001 (For straight bar tacking)	S46770-001 (For straight bar tacking / submerged)	S46773-001 (For vertical bar tacking)	S46773-001 (For vertical bar tacking / submerged)
Work clamp, U				
Feed plate	S49970-001 (For straight bar tacking)	S49974-001 (For straight bar tacking / submerged)	S49971-001 (For vertical bar tacking)	S49975-001 (For vertical bar tacking / submerged)
Work clamp, U	156006-001	017680-512	156006-001	017680-512
Bolt				

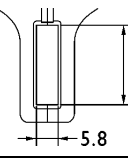
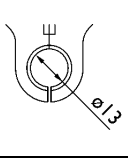
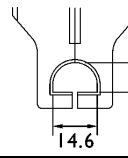
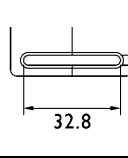
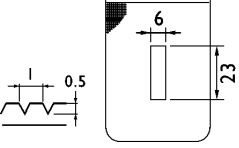
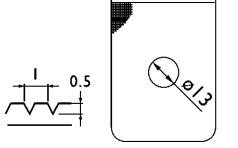
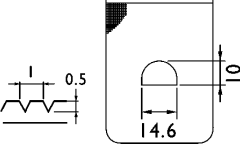
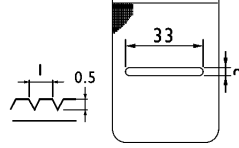
	14	15
R	S46777-001 (For circular stitching)	S46780-001 (For crescent bar tacking)
L	S46776-001 (For circular stitching)	S46779-001 (For crescent bar tacking)
Work clamp, U		
Feed plate	S49972-001 (For circular stitching)	S49973-001 (For crescent bar tacking)
Work clamp, U	156006-001	017680-512
Bolt		

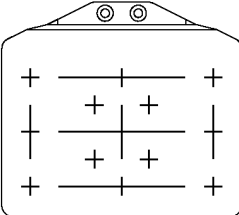
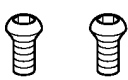
Work clamp blank 155994-000	Feed plate blank S49976-000
Feed plate blank	
S49977-000	S49978-000
	菱目無し / Without lozenge

*Separate programs must be created if using 14 or 15.

Work clamps and feed plate (For KE-433B)

	1	2	3	4	5
R	S43441-001 (For vertical bar tacking / submerged)	S43955-001	S46212-001	S43955-001	S46212-001
L	S43442-001 (For vertical bar tacking / submerged)	S43956-001	S46213-001	S43956-001	S46213-001
Work clamp					
Feed plate	S43440-001 (For vertical bar tacking / submerged)	156087-001 (For bar tacking / submerged)		156084-001 (For bar tacking / sandwiched)	
					

	6	7	8	9
R	S46788-001 (For vertical bar tacking)	S46791-001 (For circular stitching)	S46794-001 (For crescent bar tacking)	S46785-001 (For straight bar tacking)
L	S46787-001 (For vertical bar tacking)	S46790-001 (For circular stitching)	S46793-001 (For crescent bar tacking)	S46784-001 (For straight bar tacking)
Work clamp				
Feed plate	S46786-001 (For vertical bar tacking)	S46789-001 (For circular stitching)	S46792-001 (For crescent bar tacking)	S46783-001 (For straight bar tacking)
				

Gauge assy, 434E MK2	
S54984-001	
Home position standard plate	Screw
	

Gauge parts list

Needle hole plate												
A	S10211-001	AF	S51449-001	BZ	S41013-001	D	S29997-001	E	S10212-101	ED	S30925-001	
<p>ø1.6 3 (For knitted materials)</p>		<p>ø1.6 3</p>		<p>ø2.2 3</p>		<p>ø2.6 3</p>		<p>ø4 ø2.6 2.8 (For denim)</p>		<p>ø10 ø3.4 3 ø2.6</p>		
F	S10213-001	FD	S30926-001	FM	S49980-001	H	S30450-001	L	S25127-001	M	S34348-001	
<p>ø2.2 3</p>		<p>ø10 ø2.2 3</p>		<p>ø2.2 3 (For ordinary materials)</p>		<p>ø2.6 4.8</p>		<p>ø4.7 ø3.3 2.8</p>		<p>ø6.5 ø4 2.8</p>		

Standard needle hole plates are as follows.

Model	KE-430B			
Spec.	-2	-1	-5	-7
Needle hole plate	E S10212-101	FM S49980-001	FM S49980-001	A S10211-001
	<p>ø4 ø2.6 2.8</p>	<p>ø2.2 3</p>	<p>ø2.2 3</p>	<p>ø1.6 3</p>

Model	4310E IM / KE-431B		4320E IM / KE-432B	
Spec.	-2	-3	-	
Needle hole plate	FM S49980-001	FM S49980-001	FM S49980-001	
	<p>ø2.2 3</p>	<p>ø2.2 3</p>	<p>ø2.2 3</p>	

Model	KE-433B		
Spec.	-2	-1	-7
Needle hole plate	E S10212-101	FM S49980-001	A S10211-001
	<p>ø4 ø2.6 2.8</p>	<p>ø2.2 3</p>	<p>ø1.6 3</p>